

1. The first step in the process of...
 2. The second step is...
 3. The third step...
 4. The fourth step...
 5. The fifth step...


The following table shows the...
 Table 1: Summary of...
 The data indicates that...


The results of the study...
 It is concluded that...
 Further research is needed...

In conclusion, the study...
 The findings suggest...
 The authors thank...


Year	Value	Percentage
2010	100	100%
2011	120	120%
2012	150	150%
2013	200	200%
2014	250	250%

The data shows a clear upward trend...
 This is consistent with...
 The overall trend is...






Vice President of Academic Affairs, CCC
Date: 4-20-22



President, CCC
Date: 4/19/22


04/21/2022